


METER TELEMETRY (WILDEYE)



Irrigators can access real-time information about their water use through the Wildeye system. Data is recorded from the meter every 5 minutes and downloaded every 15 minutes using the Telstra mobile phone network.

For your username and password, contact CIT on 8580 7100.

Irrigators can access the Wildeye website, <https://login.mywildeye.com/>, and download the Wildeye Remote Monitoring App from their App Store.



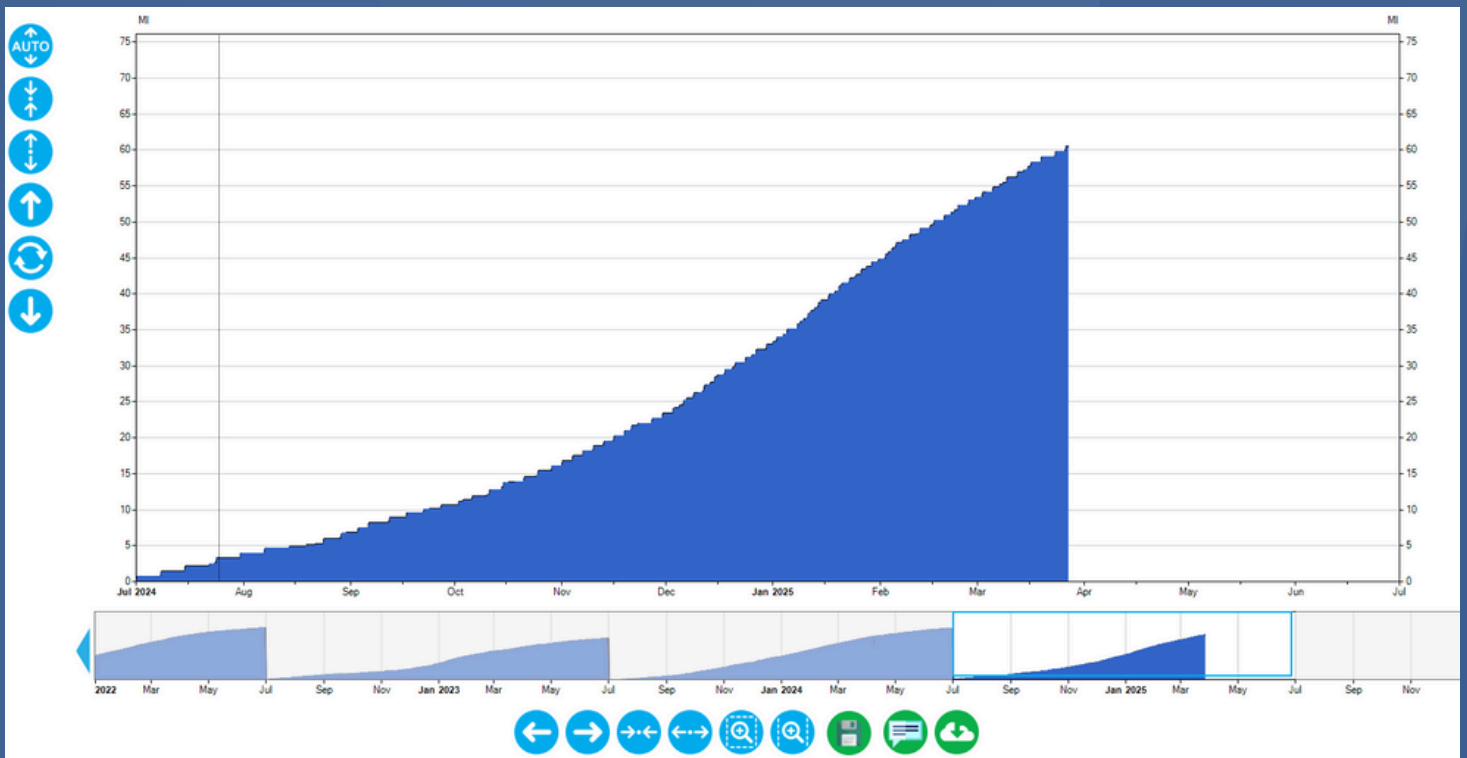
Graphs

For each Outlet there are six graphs:

- Flow Rate
- Daily Totals
- Off-Peak Totaliser
- Peak Totaliser
- Combined Totaliser
- Usage from July 1st to June 30th

Once logged in, you can switch between Outlets (meters) by using the All Sites toggle at the top of the page.



All Sites ▼



Exploring the Graphs

To access the detail for each graph, click on the  icon in the top right-hand corner of the graph.

This will bring up the graph detail. You can use the slide box at the bottom of the graph to select the time period that you want to look at.

You can also use  to download the data to Excel. Or  to save the graph.